

Verderair VA-H25 FD


VA-H25 FD




Technical data				
Weight [kg]	SS models		24,9	
	SA models		22,2	
Suction lift [mwc]	Dry		4,9	
	Wet		8,8	
Temperature [°C]	Internals	SP	-40	82
		TF / TO	4	104
		NW	-18	93
Max. Particle size [mm]	3,2			
Max. Viscosity (mPas)	12000			
Certifications	Internals		EN1935/2004	
	All models		FDA	

Code VA-H25 No.1 No.2 No.3 No.4 No.5 No.6 No.7

no.1 Fluid section material

 S = 316 Stainless Steel, Ra: 3,2µm

No. 2 Air Section material

 S = 316 Stainless Steel, Ra: 3,2µm

 A = Aluminium

No. 3 Check Valve seat material

SE = SS seat with EPDM o-rings

ST = SS seat with PTFE o-rings

No. 4 Check valve ball material


SP = Santoprene

TF = PTFE

NW = Neoprene Weighted

No. 5 Diaphragm material

SP = Santoprene

 TF = PTFE/EPDM 2 piece

TO = PTFE/EPDM overmolded

No. 6 Fluid connections

D4 = DIN 11851, DN40, male

T4 = Tri-Clamp (ASME BPE), 1 1/2"

No. 7 Pump Style

FD = Food grade design

EXAMPLE PUMP TYPE

VA-H25SS ST TF TO D4 FD

NOTE not all combinations are available



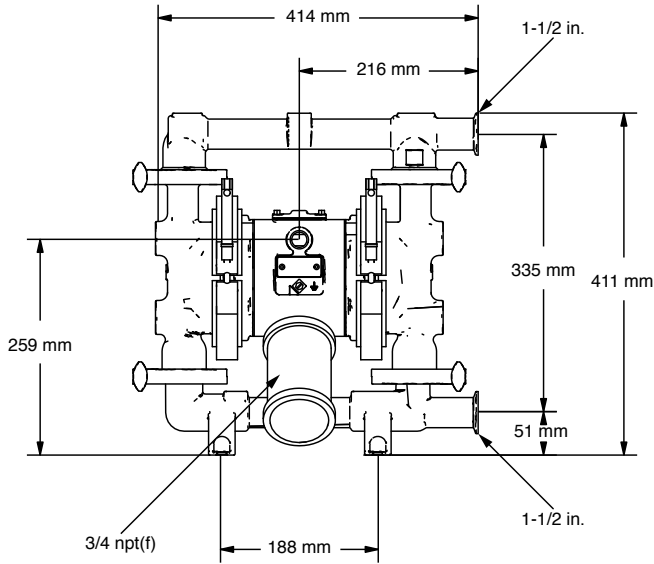
Ex II 2 GD c IIB T6



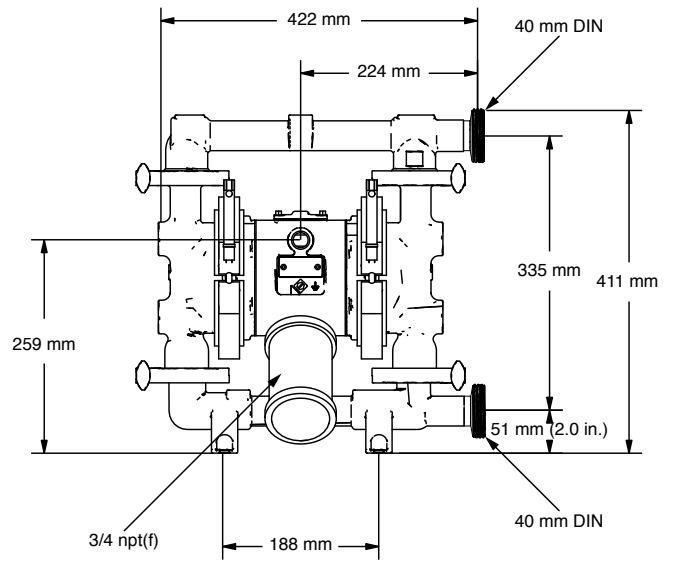
EN 1935/2004

Verderair VA-H25 FD

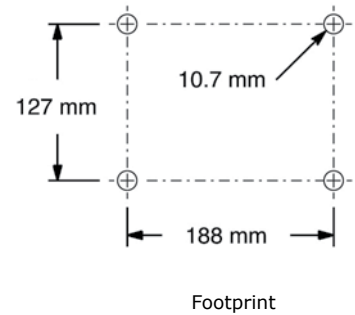
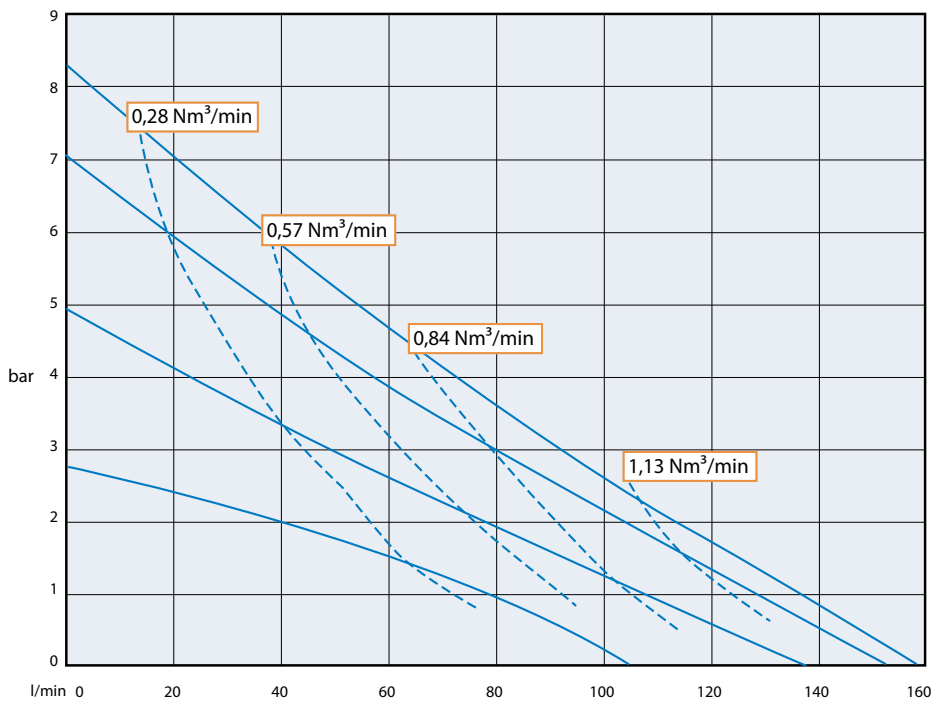
VA-VA-H25 FD



VA-H25_FD Tri-Clamp



VA-H25_FD Din



Air consumption